

# Suction hose PE/C



## Suction hose PE/C

- ✓ Smooth bore conductive hose.
- ✓ Max. vacuum 50 kPa.
- ✓ Temp. range: -40 °C to +60 °C.
- ✓ Conductivity <  $10^6 \Omega/m$

Application areas: Light and flexible extraction hose. Mainly suited for cleaning and where exceptional conductivity for static electricity is required.

## Suction hose PE/C



---

[ProductStandards]




Designed for ISO 21904 compliance

---

## Models

	Item no	Max vacuum (kPa)	Diameter (mm)	Length (m)
	40160305	50	25	15
	40160311	50	32	5
	40160313	50	32	10
	40160315	50	32	15
	40160321	50	38	5
	40160322	50	38	10
	40160323	50	38	20
	40160331	50	51	5
	40160333	50	51	15
	40160334	50	51	10
	40160335	50	51	30
	40160390 <sup>[1]</sup>		38	5
	40160400 <sup>[2]</sup>		50	5

## Models












	Item no	Max vacuum (kPa)	Diameter (mm)	Length (m)
	43811001 <sup>[3]</sup>	50	38	5
	43812103 <sup>[2]</sup>	50	51	7,5
	43812200 <sup>[2]</sup>	50	51	10

<sup>[1]</sup> Couplings included (M40 & F40)

<sup>[2]</sup> Couplings included Ø 51 mm

<sup>[3]</sup> Couplings included

## Accessories

	Accessory	Item no
	Hose Shelf 30M 115x70	40195450
	Hose Shelf 60M 150x110	40195451
	Hose Shelf 120M 200x160	40195452
	Hose & Add.shelf	40196370
	Hose clamp 85	40903030
	Hose clamp 56	40903170
	Hose clamp 75	40903180
	Hose clamp 112	40903210
	Hose clamp 104-112 ABA Robust	40903270
	End sleeve PE d38 antistatic w/male	43819012
	End sleeve PE d38 antistatic w/fema	43819013